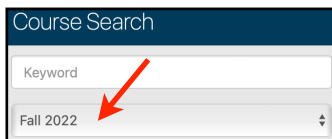


View Current Schedule

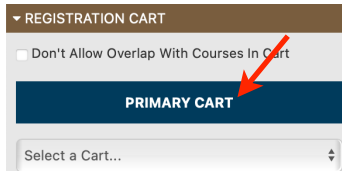
1. Go to courses.slu.edu
2. Click Login in the top-right corner.



3. Login using your SLU username and password.
4. Choose **Semester** in the left-hand Course Search panel



5. Click **PRIMARY CART** towards the bottom of the left-hand Course Search.



6. Your **Cart Contents** will display all your registered courses with a black checkmark.
7. Click the **Calendar** icon to view the times and days of your current schedule.



Search Courses

Use the Search panel to find course sections. Search by Keyword(s), the **UNIVERSITY UNDERGRADUATE CORE** or the **ADVANCED SEARCH**. Then click the **SEARCH** button.

Course Search

Keyword

Fall 2022

Any Course Type

Any Class Status

Any Campus

SEARCH

RESET SEARCH

UNIVERSITY UNDERGRADUATE UNIVERSITY CORE

Any Core Course

Additional Undergraduate Core Attributes

- Self in Contemplation (Cura Personalis)
- Writing Intensive (Eloquentia Perfecta)
- Reflection-in-Action
- Dignity, Ethics, Just Society (Eq. & Global Ident)
- Global Interdependence (Eq. & Global Ident)
- Identities in Context (Eq. & Global Ident)

ADVANCED SEARCH

Any Subject Code

Departmental Course Attributes

Any Part of Term

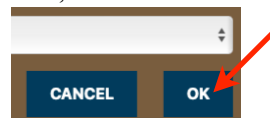
Any Meeting Time

Add Courses to Cart

Use the **ADD TO CART** button on the bottom of the course section panel.



Choose your Primary cart, or create other carts to store course of interest, then click **OK**.

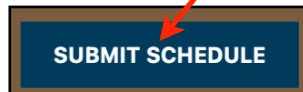


When courses are added to your cart they will have these icons.

Icon	Indicates
⚠	Section is full (black exclamation point)
✓	Course previously taken (green checkmark)
⚠	Warning/error message (orange exclamation)
🛒	Course is in the cart (blue shopping cart)
✓	Registered for course (black checkmark)
✖	An error has occurred (red 'X')
🕒	Waitlisted for course (hour glass)

Submit Schedule

Click **SUBMIT SCHEDULE**, then ensure all courses have a black checkmark (indicating you are registered).



Schedule Changes

To make changes to your schedule go to your **PRIMARY CART**.

To Drop a course

Click on the course and then click **DROP** at the bottom of the PRIMARY CART.



To Swap a new course with a current course

Search for a new course, add to your Primary cart and then choose a course to **SWAP THIS WITH**.

Registration Options

CREDIT HRS: 3

SWAP THIS WITH: Not Applicable

ADD TO WAITLIST IF CLASS IS FULL: Yes

Waitlist

Search for a new course, add to your Primary cart and then choose **ADD TO WAITLIST IF CLASS IS FULL**.

Save Changes

Make sure you click **SAVE CHANGES** at the bottom of your cart, then verify all courses have a black checkmark (indicating you are registered).



Course Panel Tips

Prerequisites

Courses with Prerequisites require the successful completion of a previous course, a placement exam or cumulative number of credits.

Class Notes

Linked courses require registration in two courses, a lecture and a lab/discussion, with the same course number.

- Lecture sections numbered between 01-11.
- Lab/discussion sections numbered 101 and higher.

Required Corequisites

Co-requisite courses require registration in two courses, a Lecture and a Lab, with different course numbers.

Registration Restrictions

Some courses are restricted to certain groups of students and will be listed in the course section panel.

Request Instructor Permission

Some courses require an instructor's permission to register. Submit a request to request permission.